

# Statistics of Taiwan Cinema, 2020



文化部  
MINISTRY OF CULTURE

影視及流行音樂產業局

Bureau Of Audiovisual And Music Industry Development, MOC

# Facts in focus



Box Office in 2020

**NT\$5.159  
billion**

decreasing **49.38%** (YoY)



Cinema Admissions in 2020

**21.83  
million**

decreasing **49.47%** (YoY)



Numbers Of Film Release

**960** feature  
films released  
in Taiwan



Cinema Provision in 2020

**114** cinema  
sites  
**928** screens

# Film Market in Taiwan

2019

2020



No. of films  
screened

827

960



Box Office

NT\$10.191  
billion

NT\$5.159  
billion



Admissions

43.20 million

21.83 million



Screens  
(Digital Screens)

915

928



Average  
ticket price

NT\$235.91

NT\$236.35



Average  
admission per  
capita

1.83

0.93

# Market of Taiwan films

2019

2020



No. of films  
screened

77

(57 of premieres)

71

(46 of premieres)



Box Office

NT\$703  
million

NT\$878  
million

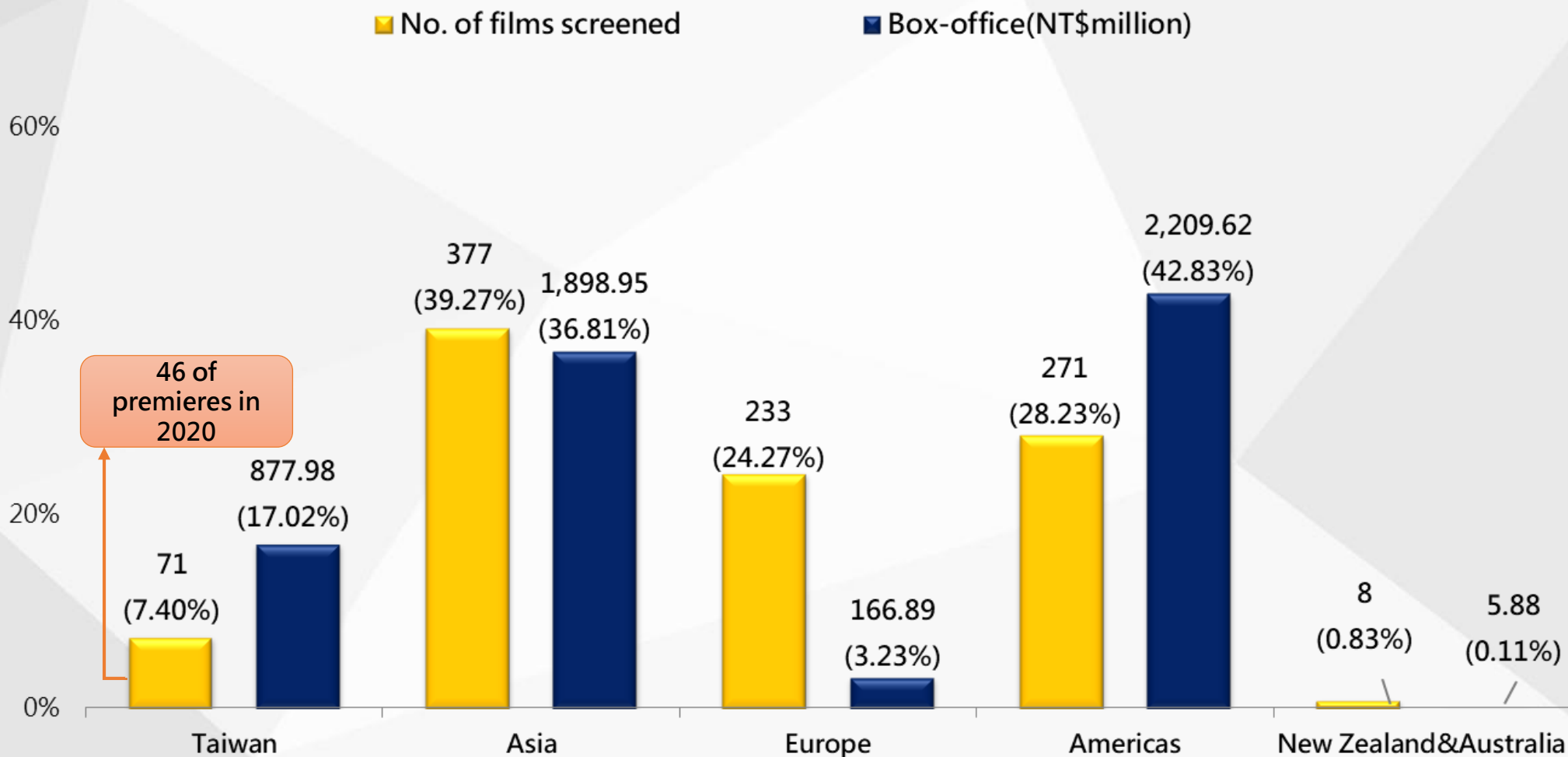


Admissions

3.02 million

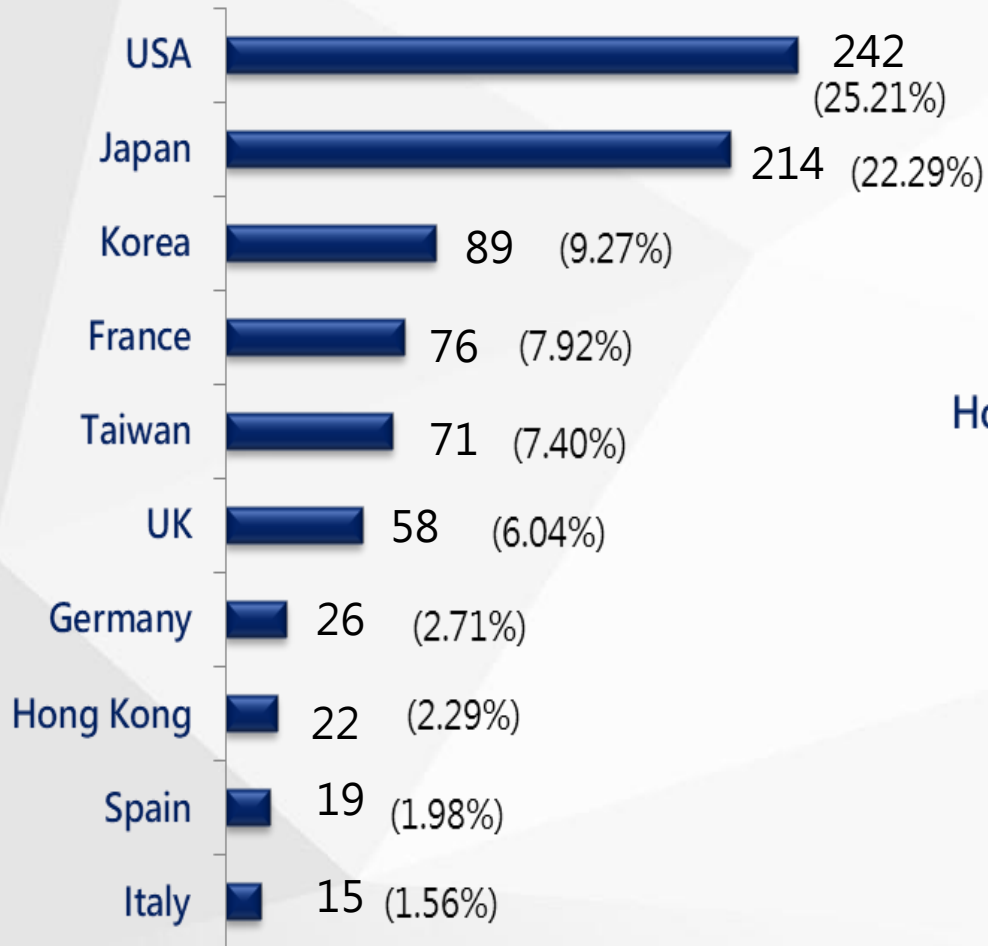
3.82 million

# Regions of films screened in Taiwan

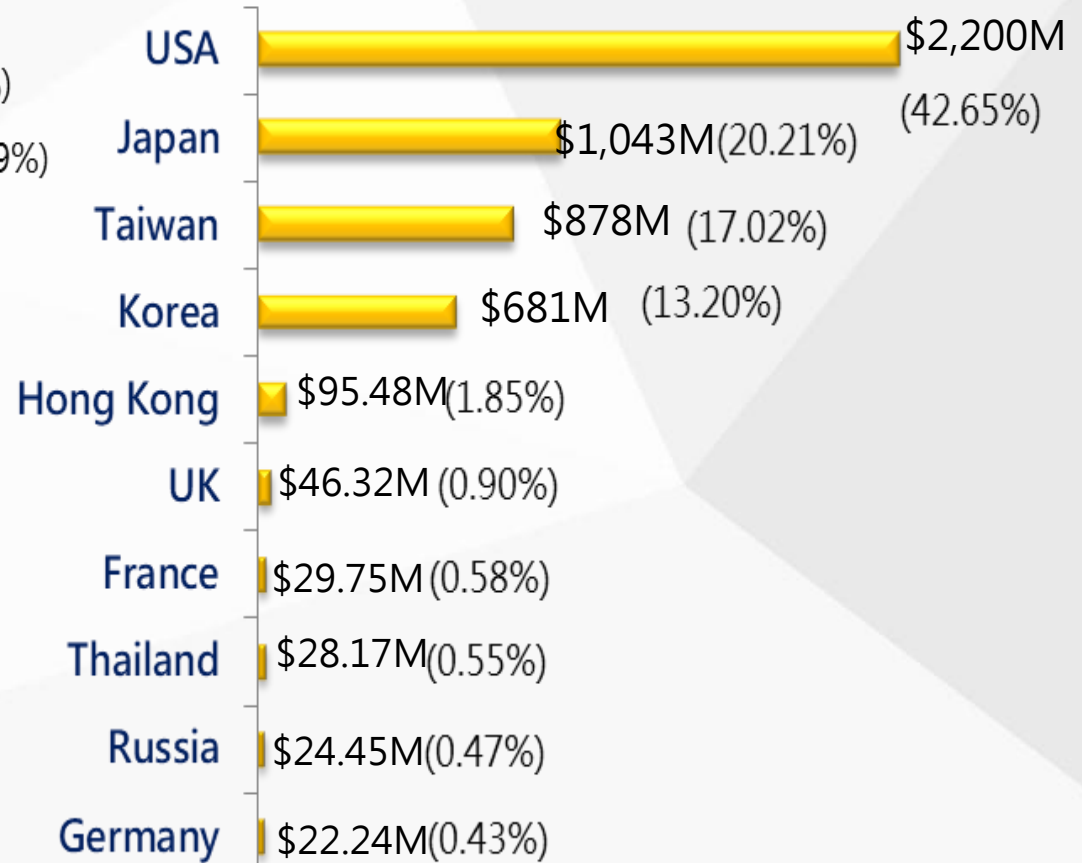


# Film Market Statistics of Top 10 by regions

## Top 10 regions of 2020 by **No. of films screened**



## Top 10 regions of 2020 by **box-office**



# Top 10 box-office Films in Taiwan, 2020

## Top 10 films of 2020 by box-office

Unit:NT\$million

