

# Statistics of Taiwan Cinema, 2022



文化部  
MINISTRY OF CULTURE

影視及流行音樂產業局

Bureau Of Audiovisual And Music Industry Development, MOC

# Facts in focus



Box Office in 2022

**NT\$5.750  
billion**

increasing **15.83%** (YoY)



Cinema Admissions in 2022

**22.28  
million**

increasing **10.79%** (YoY)



Numbers Of Film Release

**771** feature  
films released  
in Taiwan



Cinema Provision in 2022

**113** cinema  
sites  
**947** screens

# Film Market in Taiwan

2021

2022



No. of films  
screened

692

771



Box Office

NT\$4.964  
billion

NT\$5.750  
billion



Admissions

20.11 million

22.28 million



Screens  
(Digital Screens)

945

947



Average  
ticket price

NT\$246.81

NT\$258.05



Average  
admission per  
capita

0.86

0.96

# Market of Taiwan films

2021

2022



No. of films  
screened

**79**  
(61 of premieres)

**76**  
(51 of premieres)



Box Office

**NT\$1,214**  
million

**NT\$604**  
million

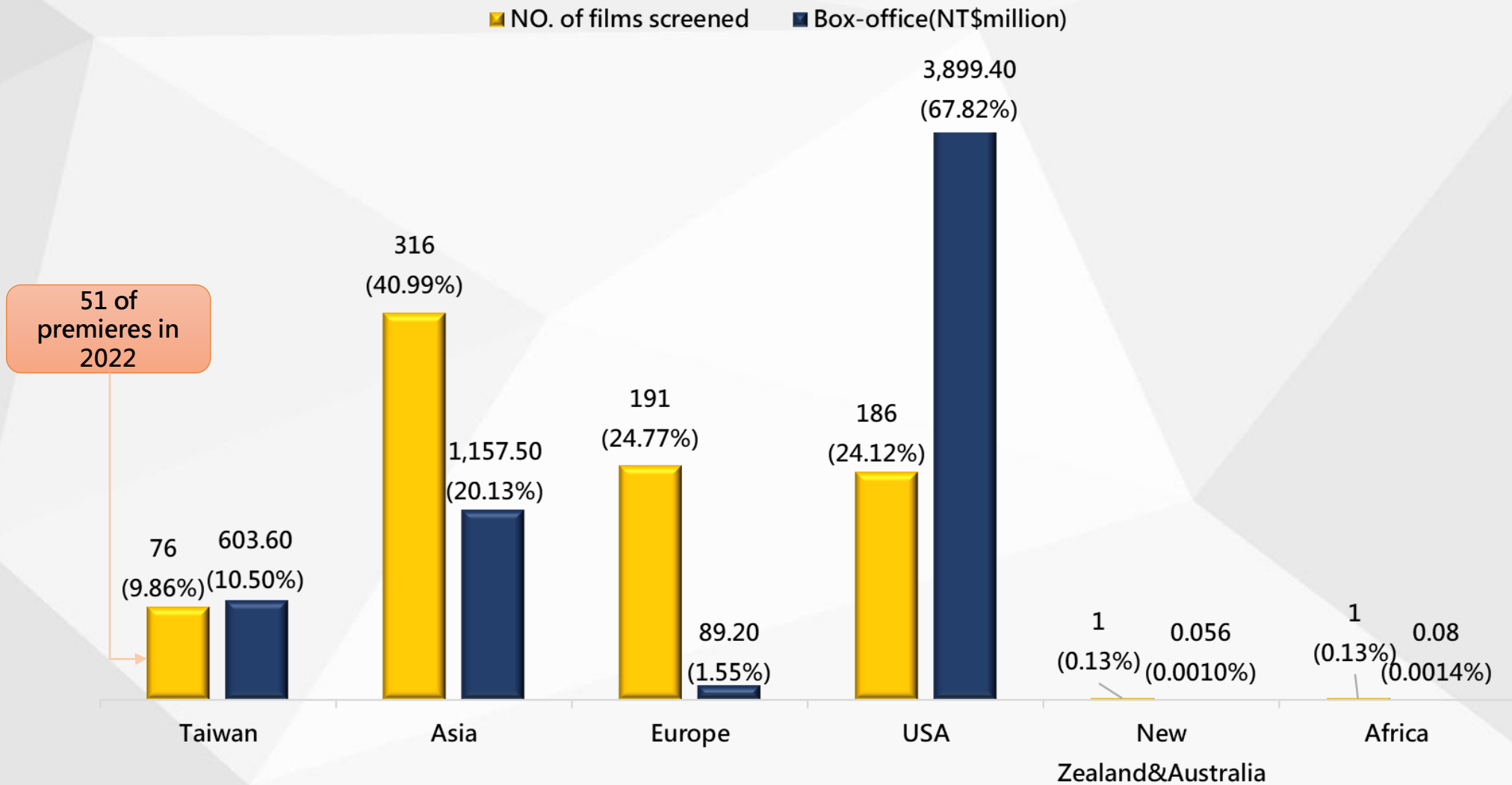


Admissions

**5.13** million

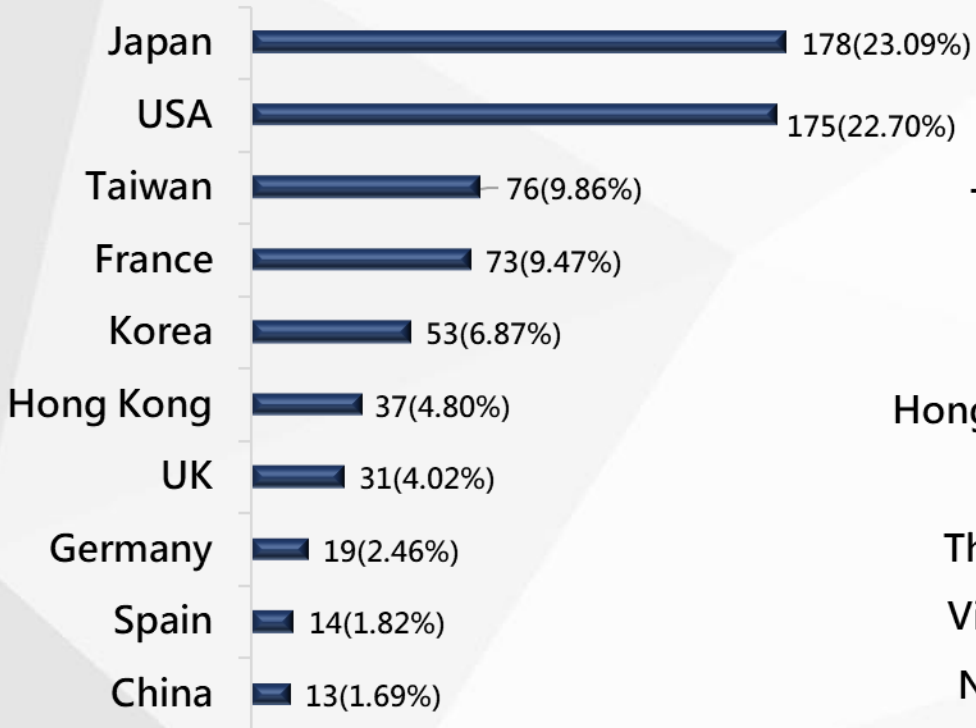
**2.57** million

# Regions of films screened in Taiwan

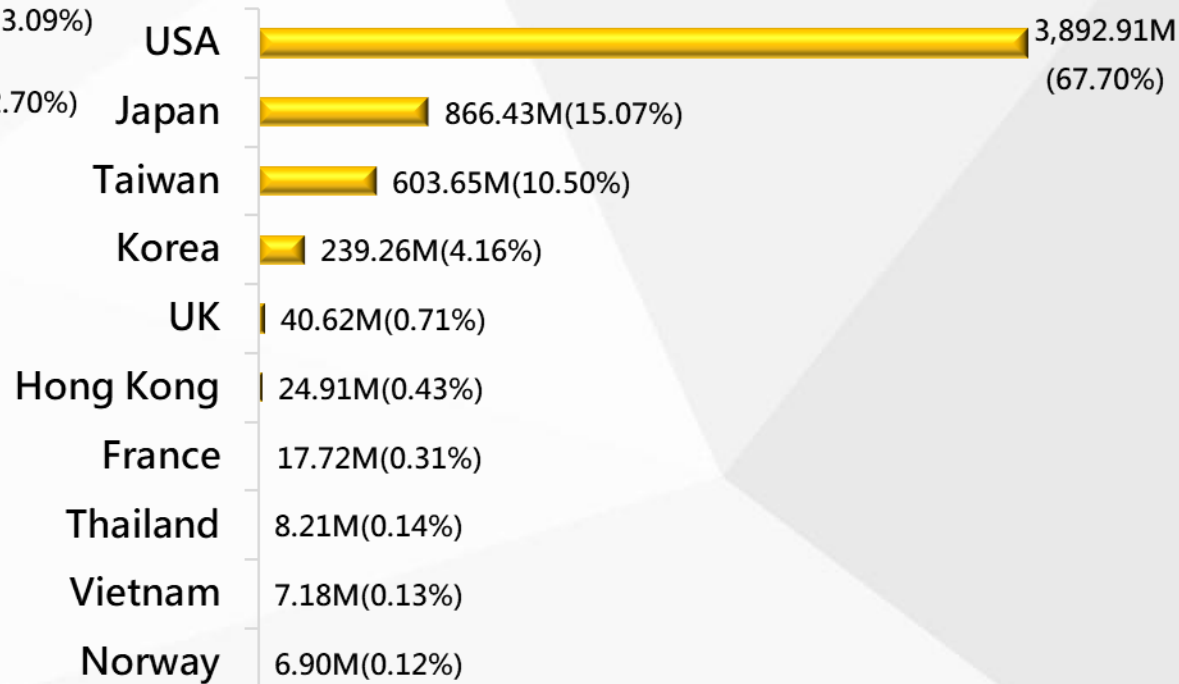


# Film Market Statistics of Top 10 by regions

## Top 10 regions of 2022 by **No. of films screened**



## Top 10 regions of 2022 by **box-office**



# Top 10 box-office Films in Taiwan, 2022

## Top 10 films of 2022 by box-office

Unit:NT\$million

