

# Statistics of Taiwan Cinema, 2019



文化部  
MINISTRY OF CULTURE

影視及流行音樂產業局

Bureau Of Audiovisual And Music Industry Development, MOC

# Facts in focus



Box Office in 2019

**NT\$10.191  
billion**

decreasing **5.47%** (YoY)



Cinema Admissions in 2019

**43.20  
million**

decreasing **6.55%** (YoY)



Numbers Of Film Release

**827** feature  
films  
released in  
Taiwan

# Film Market in Taiwan

2018

2019



No. of films  
screened

886

827



Box Office

NT\$10.78  
billion

NT\$10.191  
billion



Admissions

46.23 million

43.20 million



Screens  
(Digital Screens)

883

915



Average  
ticket price

NT\$233.18

NT\$235.91



Average  
admission per  
capita

1.96

1.83

# Market of Taiwan films

2018

2019



No. of films  
screened

64

(46 of premieres)

77

(57 of premieres)



Box Office

NT\$810  
million

NT\$703  
million

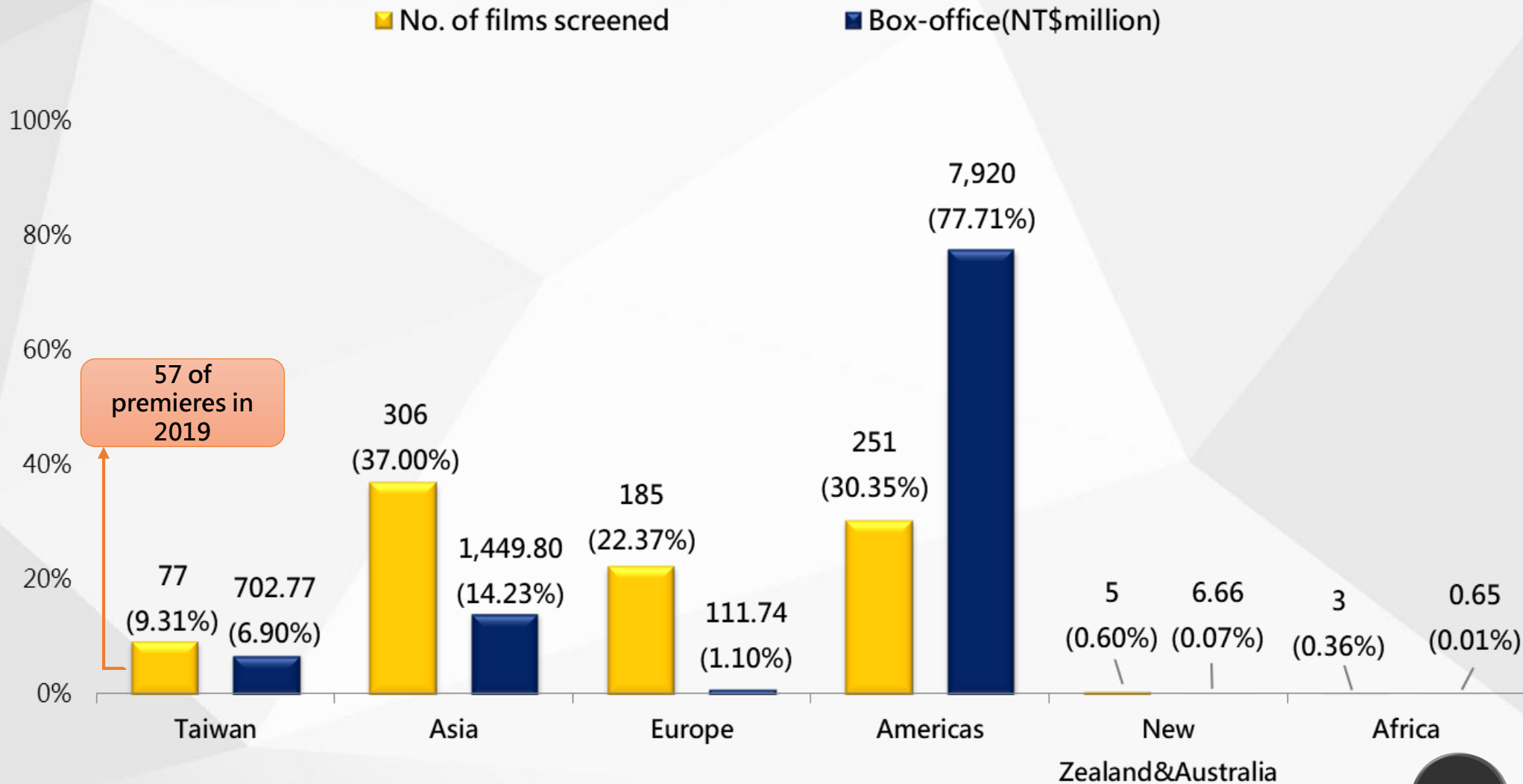


Admissions

3.59 million

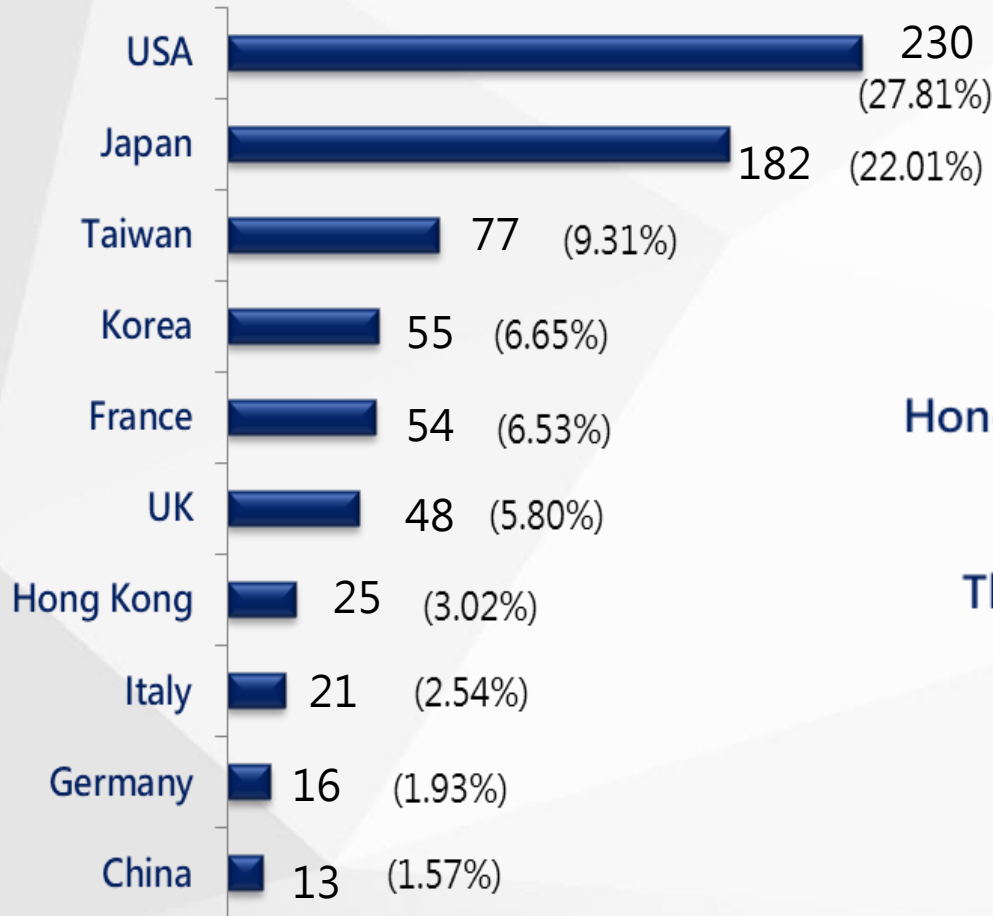
3.02 million

# Regions of films screened in Taiwan

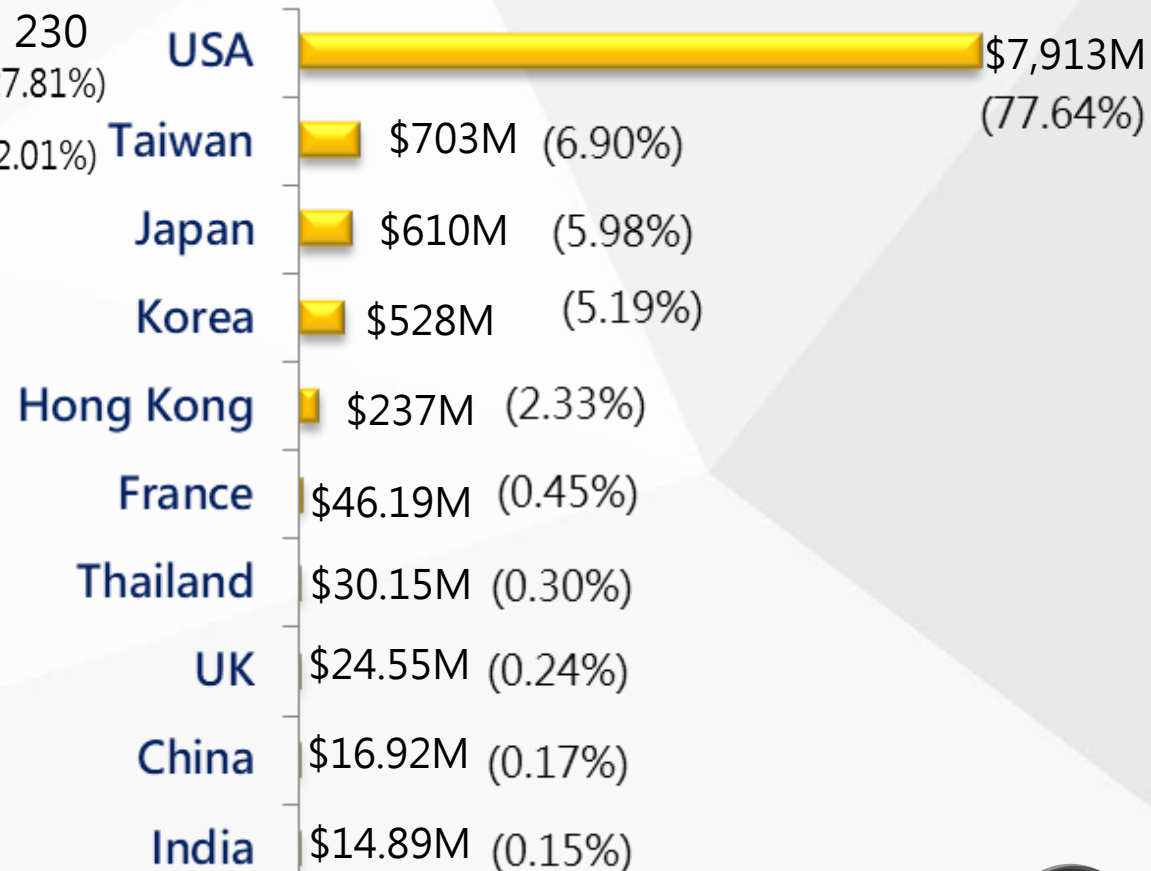


# Film Market Statistics of Top 10 by regions

▶ Top 10 regions of 2019 by **No. of films screened**



▶ Top 10 regions of 2019 by **box-office**



# Top 10 box-office Films in Taiwan, 2019

## Top 10 films of 2019 by box-office

Unit:NT\$million

