



# 2025 Statistics of Taiwan Cinema



影視及流行音樂產業局

# Facts in focus




**Box Office in 2025**  
NT\$ **8.05** billion



**Numbers Of Film Release**  
**953** feature films  
released in Taiwan









**Cinema Admissions in 2025**  
**27.42** million



**Cinema Provision in 2025**  
**104** Cinema sites  
**932** Screens

# Film Market in Taiwan

		2024	2025
	No. of films screened	<b>830</b>	<b>953</b>
	Box Office	NT\$ <b>6.20</b> billion	NT\$ <b>8.05</b> billion
	Admissions	<b>22.92</b> million	<b>27.42</b> million
	Screens (Digital Screens)	<b>945</b>	<b>932</b>
	Average ticket price	NT\$ <b>270.43</b>	NT\$ <b>293.46</b>
	Average admission per capita	<b>0.98</b>	<b>1.18</b>

# Market of Taiwan films

2024

2025



No. of films  
screened

**83**

(57 of premieres)

**84**

(52 of premieres)



Box Office

NT\$

**675**

million

NT\$

**946**

million



Admissions

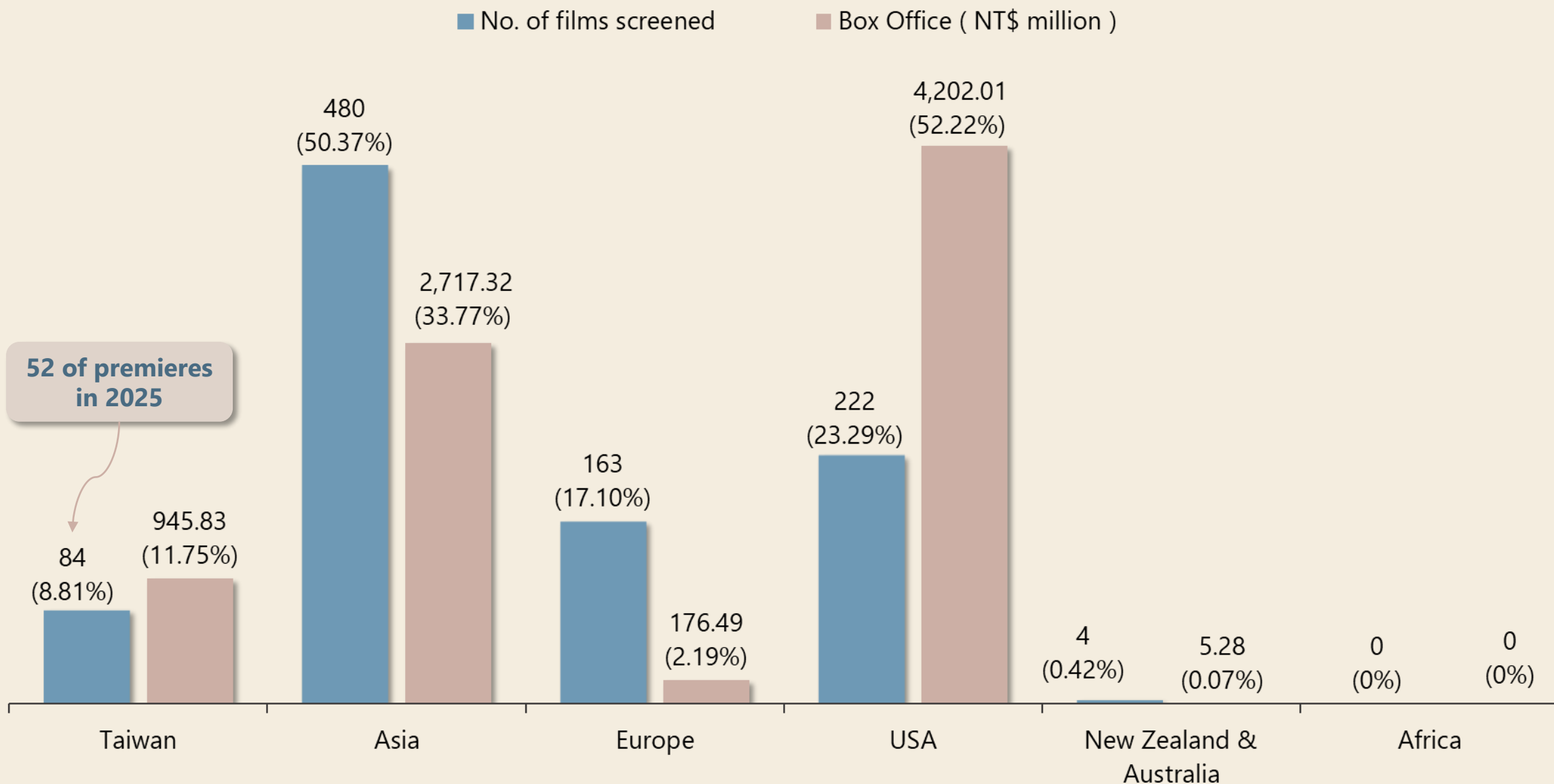
**2.63**

million

**3.55**

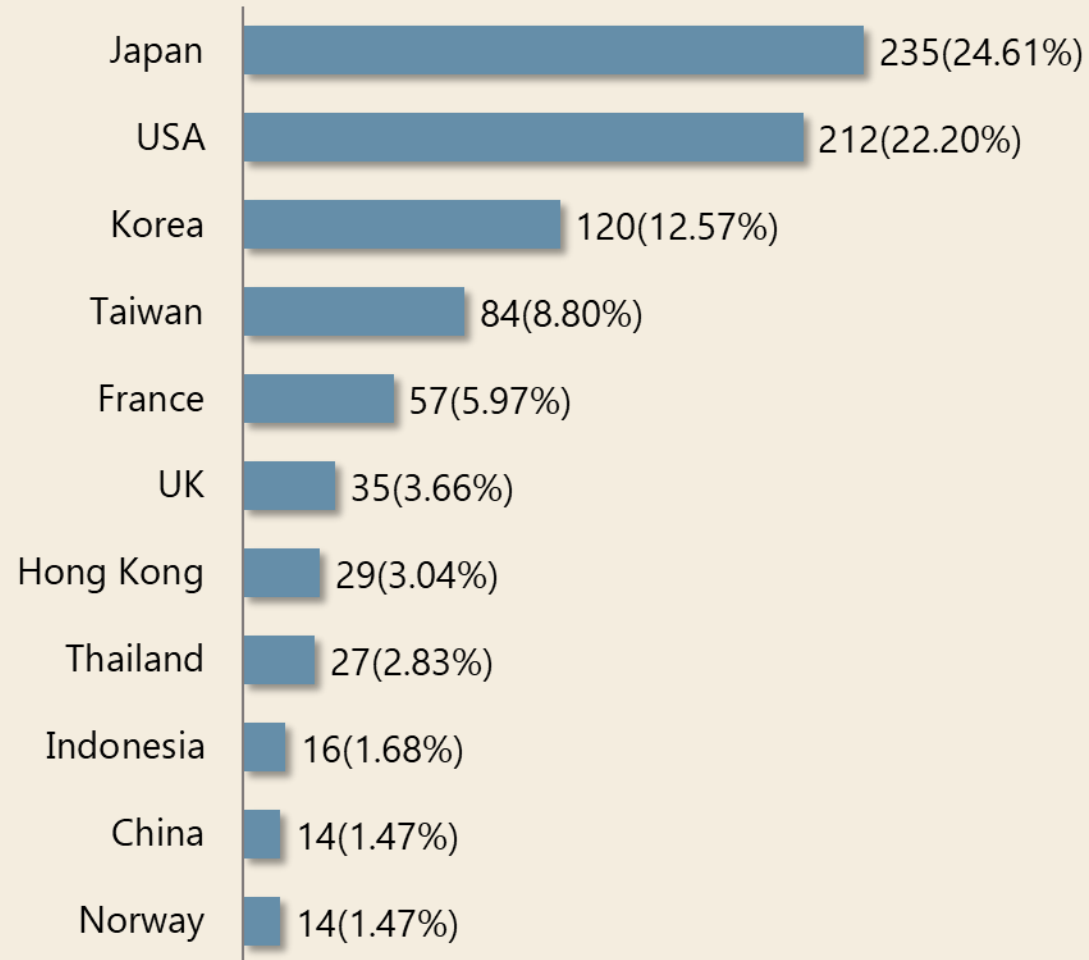
million

# Regions of films screened in Taiwan



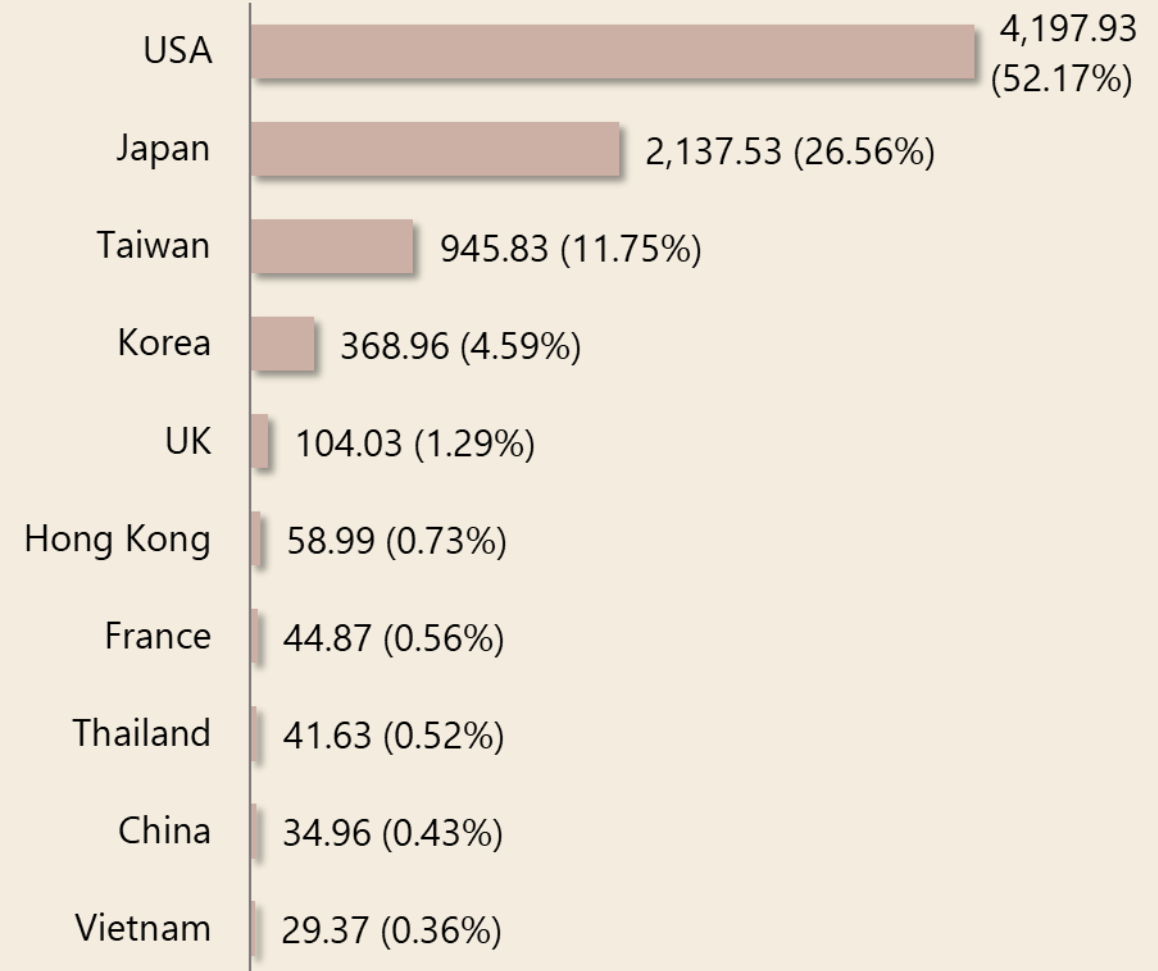
# Film Market Statistics of Top 10 by regions

## Top 10 regions of 2025 by No. of films screened



## Top 10 regions of 2024 by **box-office**

Unit : NT\$ million



# Top 10 box-office Films in Taiwan, 2025

Unit : NT\$ million

